

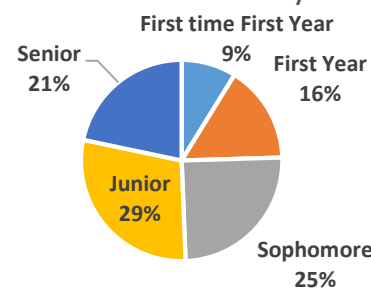
Fall 2020 Undergraduate Enrollment - Naropa University

Students registered for .5 or more credit hours for the Fall 2020 semester, per census data extracted from Ellucian Colleague on 09.14.2020

Undergraduate Majors by FA20 Classification at census

Classification:	First time						Total
	Certificate	First Year	First Year	Sophomore	Junior	Senior	
Total:	0	28	50	79	92	69	318
By 1st major:							
Art Therapy (51.2301)	0	2	4	9	10	7	32
Contemplative Psychology (42.0101)	0	10	17	27	36	25	115
Creative Writing and Literature (23.0101)	0	3	1	2	3	3	12
Early Childhood Education (13.1210)	0	0	0	0	0	1	1
Elementary Education (13.1202)	0	0	3	4	3	4	14
Environmental Studies (03.0103)	0	5	3	5	4	5	22
Interdisciplinary Studies (30.9999)	0	2	8	16	20	13	59
Music (50.0901)	0	0	2	3	2	3	10
Peace Studies (30.0501)	0	0	0	0	1	1	2
Religious Studies (38.0201)	0	1	5	1	1	4	12
Traditional Eastern Arts - Yoga (31.0599)	0	0	0	1	0	2	3
Undecided (24.0102)	0	3	3	4	1	0	11
Visual Arts (50.0702)	0	1	2	0	1	0	4
Yoga Studies (51.3602)	0	1	2	7	10	1	21

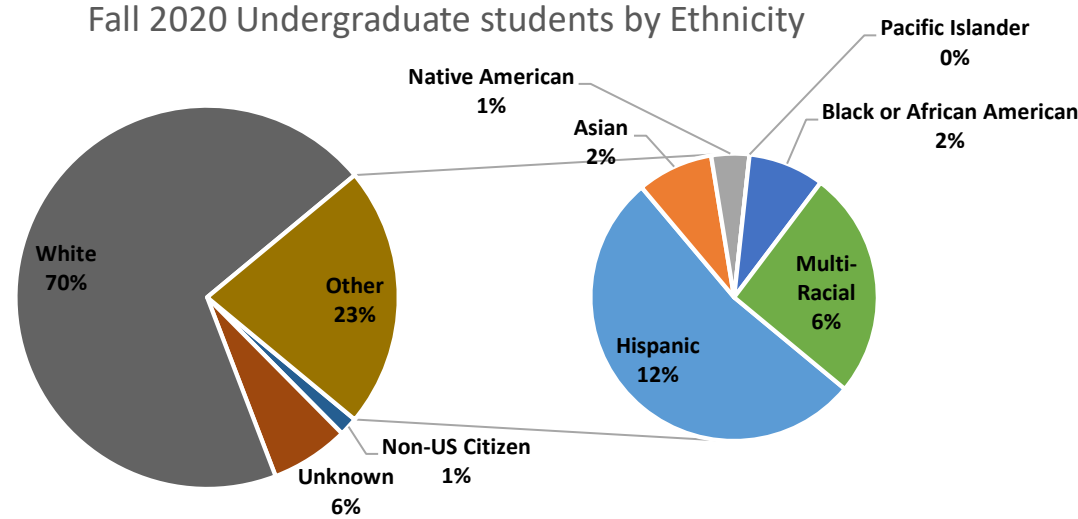
UNDG Fall 2020 Enrollment by Classification



Fall 2020 Undergraduate Enrollment by IPEDS Ethnicity

	Hispanic	Asian	Native American	Pacific Islander	Black or African American	Multi-Racial	Non-US Citizen	Unknown	White	Grand Total
Art Therapy (51.2301)	4	1	0	0	0	1	0	1	25	32
Contemplative Psychology (42.0101)	11	3	0	0	1	4	2	8	86	115
Creative Writing and Literature (23.0101)	1	0	1	0	0	1	1	1	7	12
Early Childhood Education (13.1210)	0	0	0	0	0	0	0	0	1	1
Elementary Education (13.1202)	2	1	0	0	2	0	0	0	9	14
Environmental Studies (03.0103)	4	1	1	0	0	2	0	1	13	22
Interdisciplinary Studies (30.9999)	6	0	1	0	1	4	2	4	41	59
Music (50.0901)	3	0	0	0	0	1	0	0	6	10
Peace Studies (30.0501)	0	0	0	0	0	1	0	0	1	2
Religious Studies (38.0201)	2	0	0	0	0	1	0	2	7	12
Traditional Eastern Arts - Yoga (31.0599)	0	0	0	0	0	0	0	1	2	3
Undecided (24.0102)	3	0	0	0	0	1	0	1	6	11
Visual Arts (50.0702)	0	0	0	0	0	0	0	1	3	4
Yoga Studies (51.3602)	1	0	0	0	2	2	0	1	15	21
Total:	37	6	3	0	6	18	5	21	222	318

Fall 2020 Undergraduate students by Ethnicity



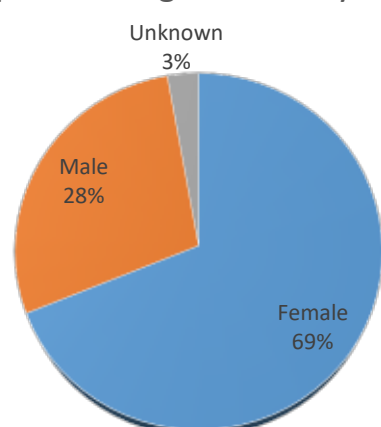
Fall 2020 Undergraduate Enrollment - Naropa University

Fall 2020 Census Data

Undergraduate Majors by Gender

1st Major	Female	Male	Unknown	Total
Art Therapy (51.2301)	26	6	0	32
Contemplative Psychology (42.0101)	73	40	2	115
Creative Writing and Literature (23.0101)	12	0	0	12
Early Childhood Education (13.1210)	1	0	0	1
Elementary Education (13.1202)	11	3	0	14
Environmental Studies (03.0103)	15	7	0	22
Interdisciplinary Studies (30.9999)	42	14	3	59
Music (50.0901)	3	6	1	10
Peace Studies (30.0501)	1	1	0	2
Religious Studies (38.0201)	8	4	0	12
Traditional Eastern Arts - Yoga (31.0599)	3	0	0	3
Undecided (24.0102)	6	3	2	11
Visual Arts (50.0702)	1	2	1	4
Yoga Studies (51.3602)	17	4	0	21
Grand Total	219	90	9	318

Naropa's Undergraduates by Gender



2nd Majors

	1st Major	2nd Major	Total
Art Therapy (51.2301)	32		32
Contemplative Psychology (42.0101)	115		115
Creative Writing and Literature (23.0101)	12	2	14
Early Childhood Education (13.1210)	1		1
Elementary Education (13.1202)	14		14
Environmental Studies (03.0103)	22	1	23
Interdisciplinary Studies (30.9999)	59	2	61
Music (50.0901)	10		10
Peace Studies (30.0501)	2		2
Religious Studies (38.0201)	12	1	13
Traditional Eastern Arts - Yoga (31.0599)	3		3
Undecided (24.0102)	11		11
Visual Arts (50.0702)	4	3	7
Yoga Studies (51.3602)	21	9	30
Grand Total	318	18	336

Fall 2020 Graduate Enrollment - Naropa University

Students registered for .5 or more credit hours for the Fall 2020 semester, per census data extracted from Ellucian Colleague on 09.14.2020

Graduate Programs by Gender

	Female	Male	Unknown	Total
Clinical Mental Health Counseling (all)	314	88	8	410
<i>CMHC: Mindfulness Based Transpersonal Counseling (TMBC - formerly COUN) 42.2803</i>	103	29	4	136
<i>CMHC: Mindfulness Based Transpersonal Counseling Hybrid 42.2803</i>	54	9	0	63
<i>CMHC: Transpersonal Art Therapy (TCAT - formerly ARTH) 42.2803</i>	40	5	0	45
<i>CMHC: Transpersonal Wilderness Therapy (TCWT - formerly WILD) 42.2803</i>	31	11	0	42
<i>CMHC: Contemplative Psychology and Buddhist Psychology (CPBP - formerly CPSY) 42.2803</i>	41	28	2	71
<i>CMHC: Somatic Counseling (all) 42.2803</i>	45	6	2	53
<i>CMHC: Somatic Counseling Body Psychotherapy</i>	26	6	2	34
<i>CMHC: Somatic Counseling Dance Movement</i>	19	0	0	19
<i>CMHC: Somatic Counseling Dual</i>	0	0	0	0
Creative Writing (Low Residency) 23.1302	8	2	0	10
Creative Writing and Poetics 23.1302	17	8	2	27
Ecopsychology 42.9999	25	4	1	30
Master of Divinity 39.0701	7	6	1	14
Master of Divinity Hybrid 39.0701	5	12	2	19
Religious Studies MA 38.0201	1	4	0	5
Religious Studies with Language 38.0201	2	1	0	3
Religious Studies Yoga Studies 38.0201	6	4	0	10
Resilient Leadership 30.0601	5	2	0	7
Grand Total	390	131	14	535

Fall 2020 Graduate Enrollment - Naropa University

Graduate Programs by IPEDS Ethnicity

	Hispanic	Native American	Asian	Black or African American	Multi-Racial	Pacific Islander	Non-US Citizen	Unknown	White	Total
Clinical Mental Health Counseling (all)	39	1	6	6	22	0	3	9	324	410
<i>CMHC: Mindfulness Based Transpersonal Counseling (TMBC - formerly COUN) 42.2803</i>	14	1	2	2	6	0	1	5	105	136
<i>CMHC: Mindfulness Based Transpersonal Counseling Hybrid 42.2803</i>	5	0	0	1	6	0	0	1	50	63
<i>CMHC: Transpersonal Art Therapy (TCAT - formerly ARTH) 42.2803</i>	2	0	0	0	2	0	0	0	41	45
<i>CMHC: Transpersonal Wilderness Therapy (TCWT - formerly WILD) 42.2803</i>	3	0	0	0	0	0	0	0	39	42
<i>CMHC: Contemplative Psychology and Buddhist Psychology (CPBP - formerly CPSY) 42.2803</i>	10	0	2	1	5	0	1	3	49	71
<i>CMHC: Somatic Counseling (all) 42.2803</i>	5	0	2	2	3	0	1	0	40	53
<i>CMHC: Somatic Counseling Body Psychotherapy</i>	2	0	1	1	2	0	0	0	28	34
<i>CMHC: Somatic Counseling Dance Movement</i>	3	0	1	1	1	0	1	0	12	19
<i>CMHC: Somatic Counseling Dual</i>	0	0	0	0	0	0	0	0	0	0
Creative Writing (Low Residency) 23.1302	0	0	0	0	0	0	0	1	9	10
Creative Writing and Poetics 23.1302	4	0	0	2	0	0	1	1	19	27
Ecopsychology 42.9999	2	0	2	0	3	0	0	0	23	30
Master of Divinity 39.0701	1	0	0	1	2	0	0	0	10	14
Master of Divinity Hybrid 39.0701	1	0	3	1	0	0	0	1	13	19
Religious Studies MA 38.0201	2	0	0	2	1	0	0	0	0	5
Religious Studies with Language 38.0201	1	0	2	0	0	0	0	0	0	3
Religious Studies Yoga Studies 38.0201	0	0	1	0	0	0	0	0	9	10
Resilient Leadership 30.0601	0	0	0	0	1	0	0	0	6	7
Total:	50	1	14	12	29	0	4	12	413	535

Fall 2020 Graduate Students by Ethnicity

