

Fall 2017 Graduate Enrollment - Naropa University

Students registered for .5 or more credit hours for the Fall 2017 semester, per census data extracted from Jenzabar CX on 09.08.2017

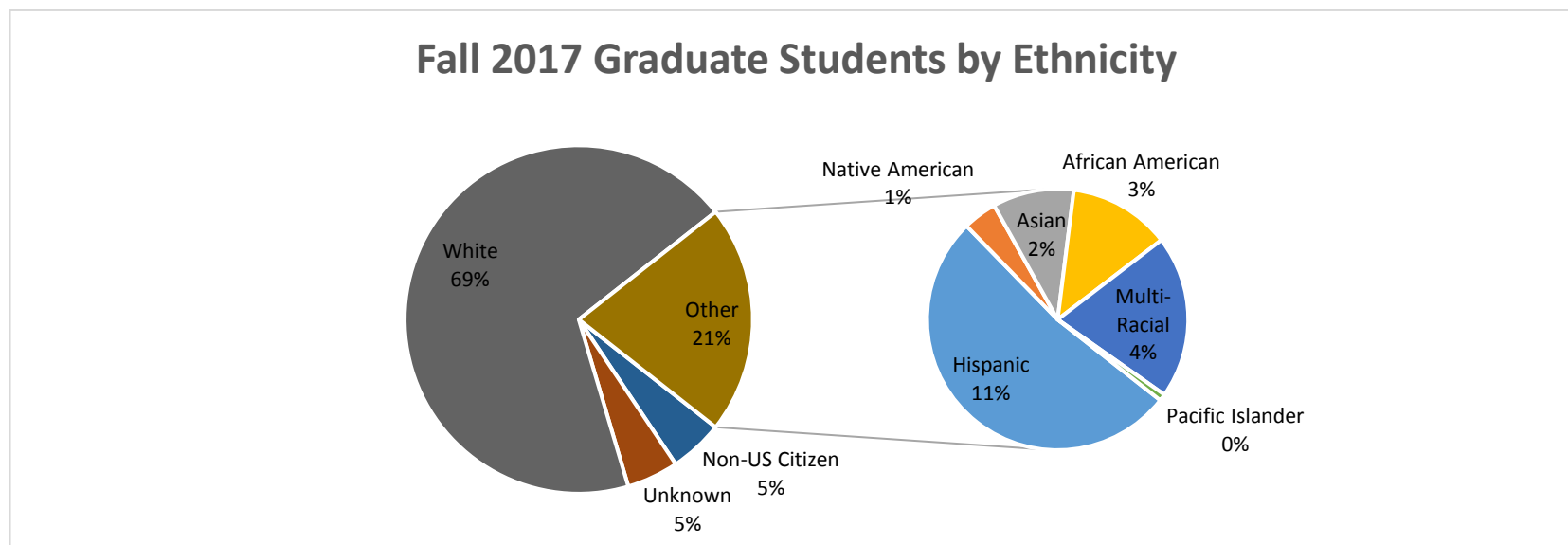
Graduate Programs by Gender

	Female	Male	Another	Unknown	Total
Clinical Mental Health Counseling (all)	306	91	9	4	410
CMHC: Mindfulness Based Transpersonal Counseling (TMBC - formerly COUN) 42.2803	112	38	3	1	154
CMHC: Transpersonal Art Therapy (TCAT - formerly ARTH) 42.2803	49	1	1	0	51
CMHC: Transpersonal Wilderness Therapy (TCWT - formerly WILD) 42.2803	39	7	1	0	47
CMHC: Mindfulness Based Transpersonal Counseling Hybrid 42.2803	18	2	0	1	21
CMHC: Contemplative Psychology and Buddhist Psychology (CPBP - formerly CPSY) 42.2803	43	39	2	1	85
CMHC: Somatic Counseling (all) 42.2803	45	4	2	1	52
CMHC: Somatic Counseling Body Psychotherapy	16	3	1	0	20
CMHC: Somatic Counseling Dance Movement	24	0	1	1	26
CMHC: Somatic Counseling Dual	5	1	0	0	6
Contemplative Education 13.9999	11	1	0	0	12
Creative Writing (Low Residency) 23.1302	9	3	0	1	13
Creative Writing and Poetics 23.1302	11	9	0	1	21
Ecopsychology 42.9999	14	6	0	0	20
Master of Divinity 39.0701	11	11	1	1	24
Religious Studies MA 38.0201	5	8	0	1	14
Religious Studies with Language 38.0201	4	10	0	1	15
Resilient Leadership 30.0601	8	2	0	1	11
Theater: Contemporary Performance 50.0599	18	2	1	0	21
Grand Total	397	143	11	10	561

Fall 2017 Graduate Enrollment - Naropa University

Graduate Programs by Ethnicity

	Hispanic	Native American	Asian	African American	Multi-Racial	Pacific Islander	Non-US Citizen	Unknown	White	Total
Clinical Mental Health Counseling (all)	44	2	9	10	19	1	18	13	294	410
<i>CMHC: Mindfulness Based Transpersonal Counseling (TMBC - formerly COUN) 42.2803</i>	15	0	4	2	9	0	7	4	113	154
<i>CMHC: Transpersonal Art Therapy (TCAT - formerly ARTH) 42.2803</i>	6	1	0	0	1	0	1	2	40	51
<i>CMHC: Transpersonal Wilderness Therapy (TCWT - formerly WILD) 42.2803</i>	5	0	0	2	2	0	2	0	36	47
<i>CMHC: Mindfulness Based Transpersonal Counseling Hybrid 42.2803</i>	0	0	1	0	2	0	0	1	17	21
<i>CMHC: Contemplative Psychology and Buddhist Psychology (CPBP - formerly CPSY) 42.2803</i>	11	1	1	2	4	1	6	5	54	85
<i>CMHC: Somatic Counseling (all) 42.2803</i>	7	0	3	4	1	0	2	1	34	52
<i>CMHC: Somatic Counseling Body Psychotherapy</i>	2	0	0	0	0	0	0	0	18	20
<i>CMHC: Somatic Counseling Dance Movement</i>	4	0	2	4	1	0	1	1	13	26
<i>CMHC: Somatic Counseling Dual</i>	1	0	1	0	0	0	1	0	3	6
Contemplative Education 13.9999	0	1	0	0	1	0	0	0	10	12
Creative Writing (Low Residency) 23.1302	0	0	1	0	0	0	0	1	11	13
Creative Writing and Poetics 23.1302	4	1	0	2	1	0	0	4	9	21
Ecopsychology 42.9999	2	0	0	0	0	0	3	1	14	20
Master of Divinity 39.0701	2	0	1	1	1	0	2	3	14	24
Religious Studies MA 38.0201	1	1	0	0	1	0	2	2	7	14
Religious Studies with Language 38.0201	3	0	0	0	0	0	1	1	10	15
Resilient Leadership 30.0601	3	0	0	1	0	0	0	2	5	11
Theater: Contemporary Performance 50.0599	3	0	1	1	1	0	2	0	13	21
Total:	62	5	12	15	24	1	28	27	387	561



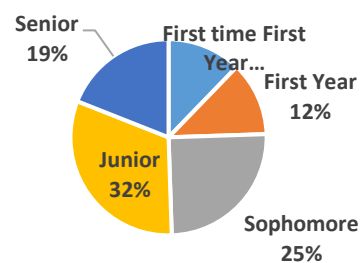
Fall 2017 Undergraduate Enrollment - Naropa University

Students registered for .5 or more credit hours for the Fall 2017 semester, per census data extracted from Jenzabar CX on 09.08.2017

Undergraduate Majors by FA17 Classification at census

Classification:	First time					Total
	First Year	First Year	Sophomore	Junior	Senior	
Total:	47	47	96	121	73	384
By 1st major:						
Art Therapy (51.2301)	5	3	9	4	1	22
Contemplative Psychology (42.0101)	16	14	27	40	24	121
Creative Writing and Literature (23.0101)	2	3	5	8	6	24
Early Childhood Education (13.1210)	1	3	7	2	0	13
Environmental Studies (03.0103)	3	4	8	8	6	29
Interdisciplinary Studies (30.9999)	5	8	11	19	12	55
Music (50.0901)	2	2	8	8	7	27
Peace Studies (30.0501)	2	2	4	6	3	17
Performance			1		1	2
Religious Studies (38.0201)	0	2	4	6	2	14
Traditional Eastern Arts - Taiji (31.0599)					2	2
Traditional Eastern Arts - Yoga (31.0599)	0	0	3	14	6	23
Undecided (24.0102)	8	4	2	3	0	17
Visual Arts (50.0702)	1	1	6	3	3	14
Yoga Studies (51.3602)	2	1	1	0	0	4

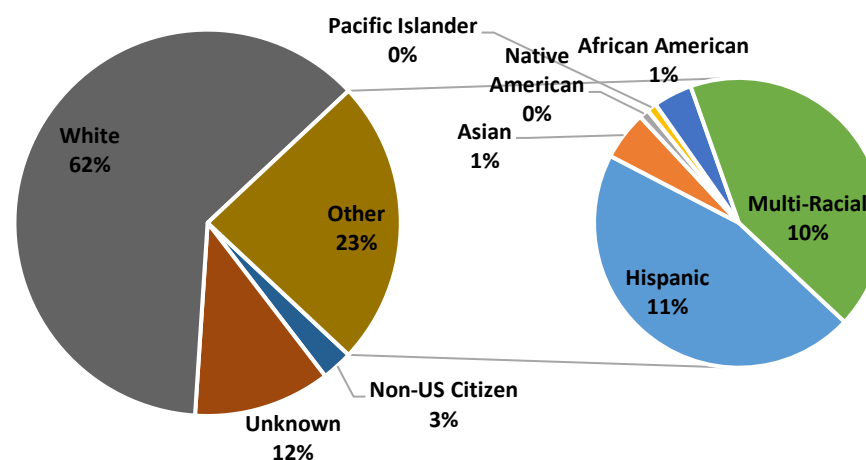
UNDG Fall 2017 Enrollment by Classification



Fall 2017 Undergraduate Enrollment by Ethnicity

	Hispanic	Asian	Native American	Pacific Islander	African American	Multi-Racial	Non-US Citizen	Unknown	White	Grand Total
Art Therapy (51.2301)	3	0	0	1	0	0	0	1	17	22
Contemplative Psychology (42.0101)	12	2	1	0	3	14	1	10	78	121
Creative Writing and Literature (23.0101)	2	0	0	0	0	1	1	3	17	24
Early Childhood Education (13.1210)	1	0	0	0	0	1	1	1	9	13
Environmental Studies (03.0103)	3	1	0	0	0	4	1	3	17	29
Interdisciplinary Studies (30.9999)	7	1	0	0	1	8	3	9	26	55
Music (50.0901)	3	0	0	0	0	3	2	6	13	27
Peace Studies (30.0501)	2	0	0	0	0	4	1	3	7	17
Performance	1	0	0	0	0	0	0	0	1	2
Religious Studies (38.0201)	3	0	0	0	0	0	0	1	10	14
Traditional Eastern Arts - Taiji (31.0599)	0	0	0	0	0	1	0	0	1	2
Traditional Eastern Arts - Yoga (31.0599)	1	1	0	0	0	1	0	3	17	23
Undecided (24.0102)	1	0	0	0	0	1	0	2	13	17
Visual Arts (50.0702)	2	0	0	0	0	0	0	0	12	14
Yoga Studies (51.3602)	1	0	0	0	0	1	0	2	0	4
Total:	42	5	1	1	4	39	10	44	238	384

Fall 2017 Undergraduate students by Ethnicity

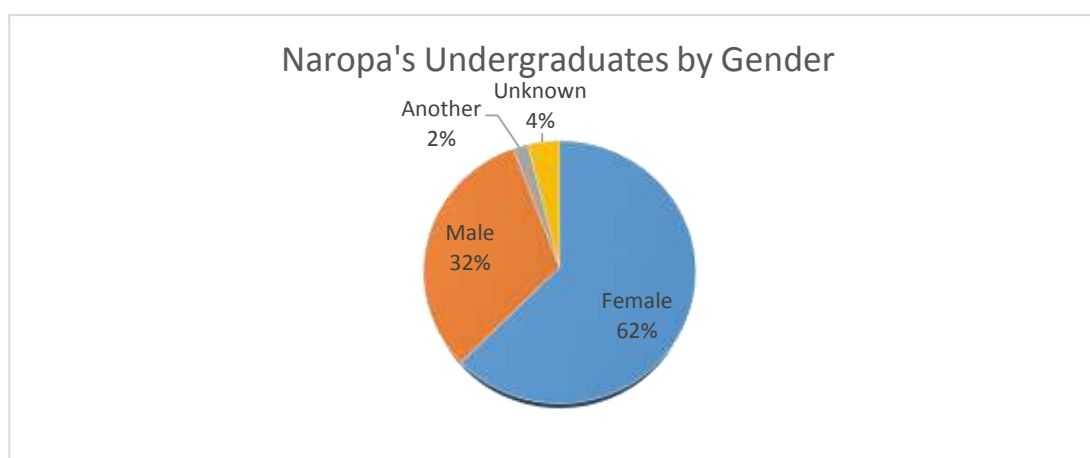


Fall 2017 Undergraduate Enrollment - Naropa University

Fall 2017 Census Data

Undergraduate Majors by Gender

1st Major	Female	Male	Another	Unknown	Total
Art Therapy (51.2301)	22	0	0	0	22
Contemplative Psychology (42.0101)	83	35	0	3	121
Creative Writing and Literature (23.0101)	12	11	1	0	24
Early Childhood Education (13.1210)	9	2	1	1	13
Environmental Studies (03.0103)	20	7	0	2	29
Interdisciplinary Studies (30.9999)	30	19	1	5	55
Music (50.0901)	15	11	0	1	27
Peace Studies (30.0501)	8	6	1	2	17
Performance	2	0	0	0	2
Religious Studies (38.0201)	8	5	1	0	14
Traditional Eastern Arts - Taiji (31.0599)	0	2	0	0	2
Traditional Eastern Arts - Yoga (31.0599)	14	8	0	1	23
Undecided (24.0102)	7	9	1	0	17
Visual Arts (50.0702)	6	7	1	0	14
Yoga Studies (51.3602)	4	0	0	0	4
Grand Total	240	122	7	15	384



2nd Majors

	1st Major	2nd Major	Total
Art Therapy (51.2301)	22	0	22
Contemplative Psychology (42.0101)	121	2	123
Creative Writing and Literature (23.0101)	24	1	25
Early Childhood Education (13.1210)	13	0	13
Environmental Studies (03.0103)	29	1	30
Interdisciplinary Studies (30.9999)	55	0	55
Music (50.0901)	27	3	30
Peace Studies (30.0501)	17	2	19
Performance	2	0	2
Religious Studies (38.0201)	14	3	17
Traditional Eastern Arts - Taiji (31.0599)	2	0	2
Traditional Eastern Arts - Yoga (31.0599)	23	3	26
Undecided (24.0102)	17	0	17
Visual Arts (50.0702)	14	2	16
Yoga Studies (51.3602)	4	0	4
Grand Total	384	17	401