

Fall 2018 Graduate Enrollment - Naropa University

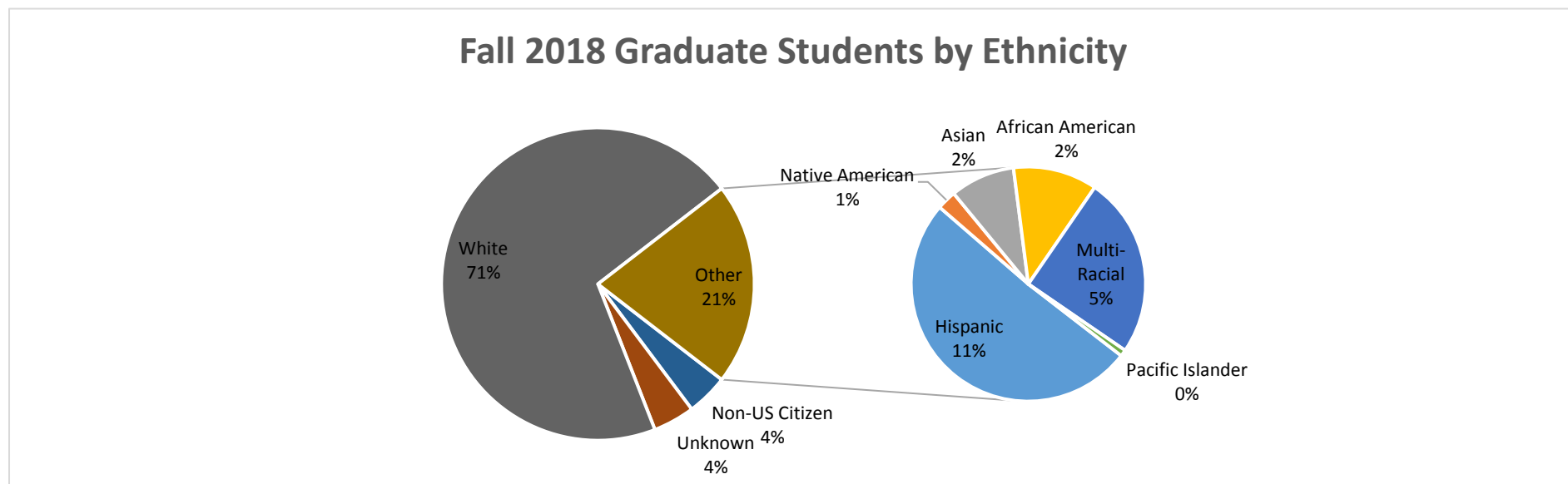
Students registered for .5 or more credit hours for the Fall 2018 semester, per census data extracted from Jenzabar CX on 09.07.2018

Graduate Programs by Gender

	Female	Male	Another	Unknown	Total
Clinical Mental Health Counseling (all)	298	80	11	9	398
<i>CMHC: Mindfulness Based Transpersonal Counseling (TMBC - formerly COUN) 42.2803</i>	108	28	4	2	142
<i>CMHC: Transpersonal Art Therapy (TCAT - formerly ARTH) 42.2803</i>	48	2	2	0	52
<i>CMHC: Transpersonal Wilderness Therapy (TCWT - formerly WILD) 42.2803</i>	34	9	1	0	44
<i>CMHC: Mindfulness Based Transpersonal Counseling Hybrid 42.2803</i>	18	1	0	1	20
<i>CMHC: Contemplative Psychology and Buddhist Psychology (CPBP - formerly CPSY) 42.2803</i>	44	36	3	5	88
<i>CMHC: Somatic Counseling (all) 42.2803</i>	46	4	1	1	52
<i>CMHC: Somatic Counseling Body Psychotherapy</i>	22	4	0	0	26
<i>CMHC: Somatic Counseling Dance Movement</i>	22	0	1	1	24
<i>CMHC: Somatic Counseling Dual</i>	2	0	0	0	2
Contemplative Education 13.9999	5	0	0	0	5
<i>Creative Writing (Low Residency) 23.1302</i>	9	3	0	1	13
Creative Writing and Poetics 23.1302	12	7	1	2	22
<i>Ecopsychology 42.9999</i>	19	6	0	0	25
Master of Divinity 39.0701	7	7	2	1	17
<i>Religious Studies MA 38.0201</i>	5	1	0	0	6
Religious Studies with Language 38.0201	7	8	0	1	16
<i>Resilient Leadership 30.0601</i>	7	8	0	0	15
Theater: Contemporary Performance 50.0599	11	7	0	0	18
Grand Total	380	127	14	14	535

Fall 2018 Graduate Enrollment - Naropa University

Graduate Programs by Ethnicity										
	Hispanic	Native American	Asian	African American	Multi-Racial	Pacific Islander	Non-US Citizen	Unknown	White	Total
Clinical Mental Health Counseling (all)	40	2	9	9	18	1	17	17	285	398
<i>CMHC: Mindfulness Based Transpersonal Counseling (TMBC - formerly COUN) 42.2803</i>	13	1	4	1	8	0	7	6	102	142
<i>CMHC: Transpersonal Art Therapy (TCAT - formerly ARTH) 42.2803</i>	5	0	0	0	1	0	1	1	44	52
<i>CMHC: Transpersonal Wilderness Therapy (TCWT - formerly WILD) 42.2803</i>	3	0	0	2	2	0	2	0	35	44
<i>CMHC: Mindfulness Based Transpersonal Counseling Hybrid 42.2803</i>	0	0	1	0	2	0	0	1	16	20
<i>CMHC: Contemplative Psychology and Buddhist Psychology (CPBP - formerly CPSY) 42.2803</i>	13	1	2	1	4	1	7	7	52	88
<i>CMHC: Somatic Counseling (all) 42.2803</i>	6	0	2	5	1	0	0	2	36	52
<i>CMHC: Somatic Counseling Body Psychotherapy</i>	4	0	1	0	0	0	0	0	21	26
<i>CMHC: Somatic Counseling Dance Movement</i>	2	0	1	5	1	0	0	2	13	24
<i>CMHC: Somatic Counseling Dual</i>	0	0	0	0	0	0	0	0	2	2
Contemplative Education 13.9999	0	0	0	0	0	0	1	0	4	5
Creative Writing (Low Residency) 23.1302	0	0	0	0	0	0	0	1	12	13
Creative Writing and Poetics 23.1302	3	1	0	1	1	0	0	1	15	22
Ecopsychology 42.9999	5	0	0	0	1	0	2	1	16	25
Master of Divinity 39.0701	1	0	0	0	4	0	2	0	10	17
Religious Studies MA 38.0201	1	0	0	0	1	0	0	1	3	6
Religious Studies with Language 38.0201	3	0	0	1	0	0	1	1	10	16
Resilient Leadership 30.0601	2	0	0	1	2	0	0	1	9	15
Theater: Contemporary Performance 50.0599	2	0	1	1	1	0	0	0	13	18
Total:	57	3	10	13	28	1	23	23	377	535



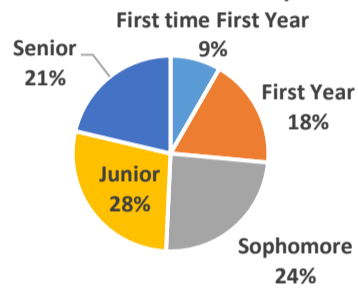
Fall 2018 Undergraduate Enrollment - Naropa University

Students registered for .5 or more credit hours for the Fall 2018 semester, per census data extracted from Jenzabar CX on 09.07.2018

Undergraduate Majors by FA18 Classification at census

Classification:	First time						Total
	Certificate	First Year	First Year	Sophomore	Junior	Senior	
Total:	1	34	74	99	114	87	409
By 1st major:							
Art Therapy (51.2301)	0	2	7	11	9	4	33
Contemplative Psychology (42.0101)	0	10	27	32	37	26	132
Creative Writing and Literature (23.0101)	0	0	6	4	2	11	23
Early Childhood Education (13.1210)	0	0	0	3	5	3	11
Elementary Education (13.1202)	0	3	2	4	1	0	10
Environmental Studies (03.0103)	0	2	4	5	10	7	28
Interdisciplinary Studies (30.9999)	0	5	9	20	17	10	61
Music (50.0901)	0	3	3	1	8	7	22
Peace Studies (30.0501)	0	0	1	2	1	4	8
Religious Studies (38.0201)	0	1	1	3	5	7	17
Traditional Eastern Arts - Yoga (31.0599)	0	0	0	0	2	4	6
Undecided (24.0102)	0	7	8	6	1	0	22
Visual Arts (50.0702)	0	1	3	3	7	2	16
Yoga Studies (51.3602)	1	0	3	5	9	2	19

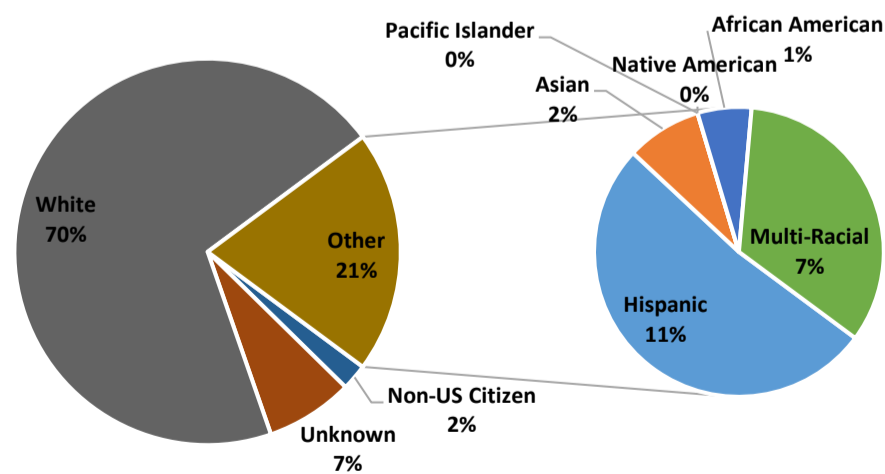
UNDG Fall 2018 Enrollment by Classification



Fall 2018 Undergraduate Enrollment by Ethnicity

	Hispanic	Asian	Native American	Pacific Islander	African American	Multi-Racial	Non-US Citizen	Unknown	White	Grand Total
Art Therapy (51.2301)	6	1	0	0	0	1	0	0	25	33
Contemplative Psychology (42.0101)	12	2	0	0	4	11	3	12	88	132
Creative Writing and Literature (23.0101)	3	0	0	0	0	0	0	1	19	23
Early Childhood Education (13.1210)	1	0	0	0	0	0	0	0	10	11
Elementary Education (13.1202)	0	0	0	0	0	0	0	0	10	10
Environmental Studies (03.0103)	1	0	0	0	0	2	1	1	23	28
Interdisciplinary Studies (30.9999)	6	0	0	0	1	6	2	6	40	61
Music (50.0901)	2	0	0	0	0	4	1	2	13	22
Peace Studies (30.0501)	2	0	0	0	0	2	0	0	4	8
Religious Studies (38.0201)	2	0	0	0	0	0	0	2	13	17
Traditional Eastern Arts - Yoga (31.0599)	0	1	0	0	0	1	0	1	3	6
Undecided (24.0102)	2	0	0	0	0	0	0	4	16	22
Visual Arts (50.0702)	3	0	0	0	0	0	1	0	12	16
Yoga Studies (51.3602)	3	3	0	0	0	1	1	1	11	20
Total:	43	7	0	0	5	28	9	30	287	409

Fall 2018 Undergraduate students by Ethnicity

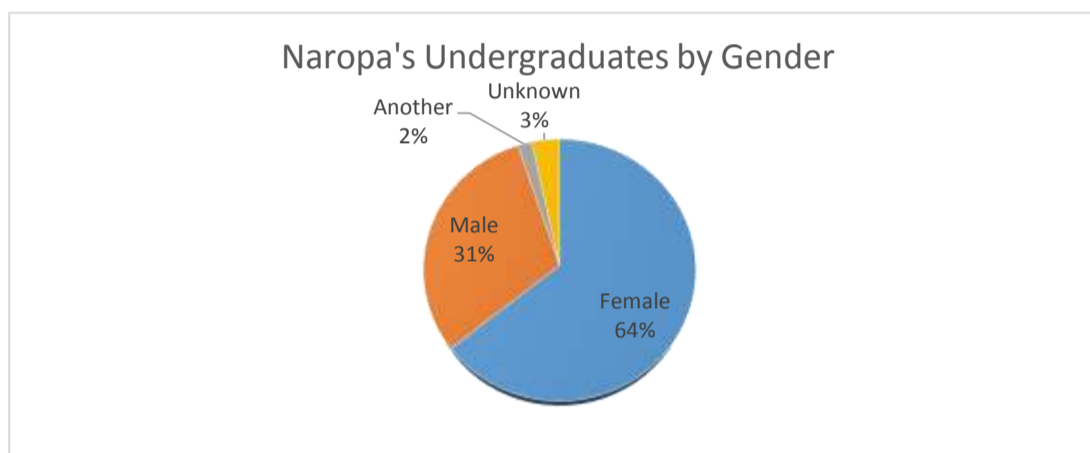


Fall 2018 Undergraduate Enrollment - Naropa University

Fall 2018 Census Data

Undergraduate Majors by Gender

1st Major	Female	Male	Another	Unknown	Total
Art Therapy (51.2301)	26	5	0	2	33
Contemplative Psychology (42.0101)	88	40	0	4	132
Creative Writing and Literature (23.0101)	14	8	1	0	23
Early Childhood Education (13.1210)	8	1	0	2	11
Elementary Education (13.1202)	8	2	0	0	10
Environmental Studies (03.0103)	18	8	1	1	28
Interdisciplinary Studies (30.9999)	38	15	5	3	61
Music (50.0901)	7	15	0	0	22
Peace Studies (30.0501)	5	3	0	0	8
Religious Studies (38.0201)	7	9	0	1	17
Traditional Eastern Arts - Yoga (31.0599)	3	3	0	0	6
Undecided (24.0102)	17	5	0	0	22
Visual Arts (50.0702)	12	4	0	0	16
Yoga Studies (51.3602)	12	7	0	1	20
Grand Total	263	125	7	14	409



2nd Majors

	1st Major	2nd Major	Total
Art Therapy (51.2301)	33		33
Contemplative Psychology (42.0101)	132	3	135
Creative Writing and Literature (23.0101)	23	1	24
Early Childhood Education (13.1210)	11		11
Elementary Education (13.1202)	10		10
Environmental Studies (03.0103)	28		28
Interdisciplinary Studies (30.9999)	61		61
Music (50.0901)	22	2	24
Peace Studies (30.0501)	8		8
Religious Studies (38.0201)	17	2	19
Traditional Eastern Arts - Yoga (31.0599)	6	3	9
Undecided (24.0102)	22		22
Visual Arts (50.0702)	16		16
Yoga Studies (51.3602)	20	12	32
Grand Total	409	23	432